

# ADVANCED DETECTION SYSTEMS®

## QUALITY CONVEYORS

WITH COMPONENTS THAT YOU CAN RELY ON



**Intralox 1100 Series**  
Conveyor belt

**Stainless Steel Material**  
Chain and guard

**Washdown Motor**  
Is totally enclosed and fan cooled. Stainless steel shaft and coated aluminum gear reducer

**Quality Construction**  
All welded throughout

**Optional Reject Systems**  
Designed exactly for your application needs



**Detect Alert Beacon**  
Visual light and audible horn



**Tubular Frame**  
Provides easy access to all critical points for quick and easy cleanup

**Motor Starter**  
Watertight and corrosion resistant enclosure seal



**Stainless Steel Ball Bearings**  
Situated inside polymer housing



**Articulated Rubber Foot**  
Optional casters are available if required

### FEATURES AND BENEFITS OF OUR CONVEYORS

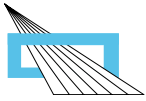
- Stainless steel components designed to provide many years of reliable performance for your applications
- Heavy duty welded construction, and minimal-maintenance conveyors, ensure long term integrity



[www.adsdetection.com](http://www.adsdetection.com)

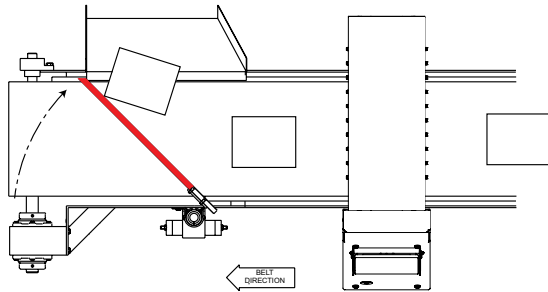
phone: 414-672-0553 • fax: 414-672-1283 • [sales@adsdetection.com](mailto:sales@adsdetection.com)

©Advanced Detection Systems, 2019

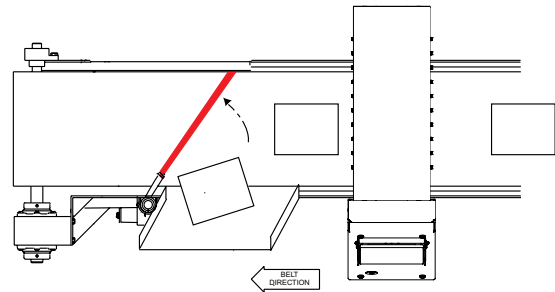


## OUR REJECT DEVICES

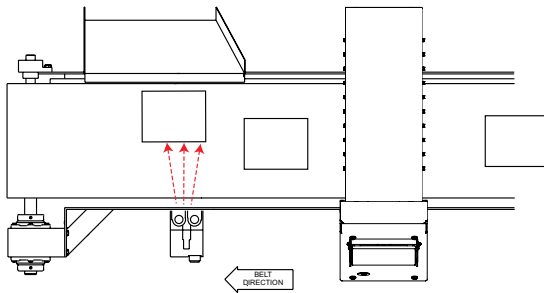
### SWEEP ARM



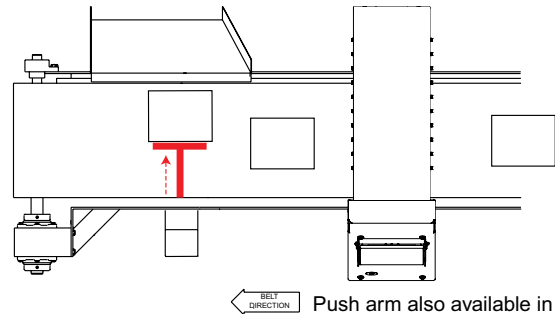
### DIVERT ARM



### AIR BLAST

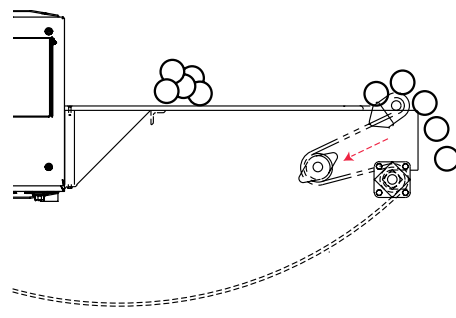
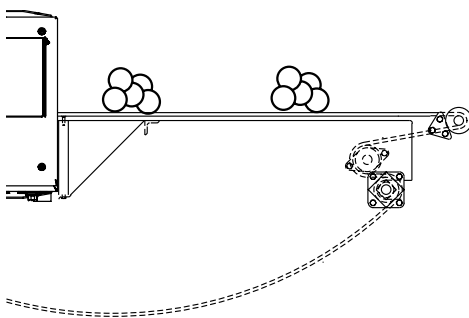


### PUSH ARM (RAM)



Push arm also available in alternate side design.

### RETRACTING PULLEY



### FLOP GATE

