















**ADVANCED
DETECTION
SYSTEMS**



FLAT SCAN 8000 METAL DETECTORS:

-  Designed to mount on the conveyor frame under conveyor belts carrying low burden depths
-  Rugged, heavy duty, steel construction
-  Automatic coil balancing for maximum sensitivity
-  Simple, easy to use operator controls
-  Lockable control cabinet for additional security
-  Detects all types of metal - ferrous, non ferrous and stainless steel
-  All US made components for quick replacement if necessary
-  Fits belt widths from 12" to 72"
-  NEMA 4 enclosure
-  All engineering and technical service located in US
-  Custom design assistance available
-  Accessory items available: belt splice sensor, trip counters, marking devices



Note: The Flat Scan single coil design metal detector is intended for use with burden depths up to 3"